

TOP 10 Operators			
		30.apr.08	31.may.08
1	<b>MTS</b>	<b>89,643,499</b>	<b>88,884,799</b>
	Russia	60,450,108	59,896,866
	Moscow	13,972,502	13,950,676
	Ukraine (UMC)	19,459,720	19,606,730
	Uzbekistan (Uzdunrobita)	3,835,828	3,555,657
	Turkmenistan (Barash Communications)	499,633	465,844
	Armenia (Viva Cell)	1,437,206	1,415,085
	Unconsolidated Belarus	3,961,004	3,944,617
2	<b>Vimpelcom</b>	<b>52,332,542</b>	<b>52,261,136</b>
	Russia	41,912,207	42,079,010
	Moscow	8,217,305	8,182,939
	Kazakhstan (KaR-Tel)	4,856,622	4,776,569
	Ukraine (URS)	1,942,077	1,938,868
	Tajikistan (Tacom)	392,880	377,934
	Uzbekistan (Unitel, Buztel)	2,526,405	2,422,215
	Armenia (Armentel)	549,736	520,358
	Georgia	152,615	146,182
3	<b>MegaFon</b>	<b>37,595,939</b>	<b>36,978,296</b>
	Russia	37,441,036	36,827,113
	Moscow	5,919,639	5,791,398
	Tajikistan	154,903	151,183
4	<b>Tele2</b>	<b>9,075,000</b>	<b>8,880,000</b>
5	<b>Uralsvyazinform</b>	<b>5,295,975</b>	<b>5,249,226</b>
6	<b>Sibirtelecom</b>	<b>4,382,073</b>	<b>4,347,628</b>
7	<b>SMARTS Group</b>	<b>4,034,710</b>	<b>4,031,472</b>
8	<b>NCC (former N.Novgorod Cellular Comms)</b>	<b>2,400,000</b>	<b>2,377,465</b>
9	<b>Cellular Communications MOTIV</b>	<b>1,405,997</b>	<b>1,394,682</b>
10	<b>New Telephone Company</b>	<b>1,137,223</b>	<b>1,127,223</b>

Source: Company data, ACM-Consulting estimates

### Advanced Communications & Media

11/2a Armyansky pereulok  
Moscow 101960

Russia

Phone: +7 495 933-5578 / 623-5480

Email: ap@acm-consulting.com



Russia



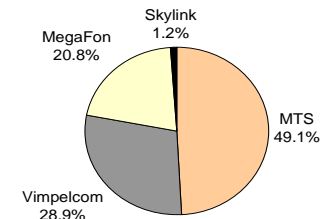
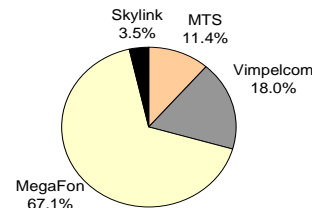
Advanced Communications & Media

Total Mobile Subscribers (SIM cards)		
	30.apr.08	31.may.08
<b>Total number of mobile subs in Russia</b>	<b>169,330,000</b>	<b>167,990,000</b>
Penetration Russia*	116.6%	115.7%
<b>Total number of mobile subs in Moscow</b>	<b>28,437,446</b>	<b>28,246,276</b>
Penetration Moscow*	167.4%	166.3%
<b>Total number of mobile subs in St.Petersburg</b>	<b>9,429,970</b>	<b>9,335,435</b>
Penetration St.Petersburg*	148.7%	147.2%
<b>Total number of mobile subs in Regions</b>	<b>131,462,584</b>	<b>130,408,289</b>
Penetration regions*	107.9%	107.0%

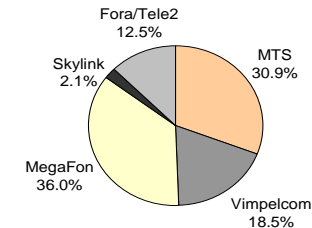
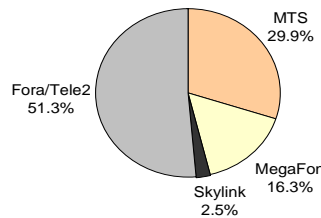
\* based on official Goskomstat pops figure

Source: ACM-Consulting estimates

### Moscow Net Additions (Apr 2008) Moscow Market Breakdown (30-Apr-08)

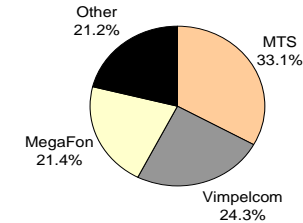
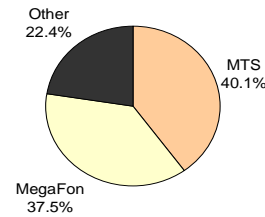


### St.Pete Net Additions (Apr 2008) St.Pete Market Breakdown (30-Apr-08)



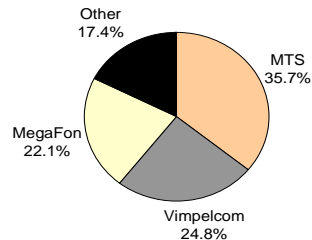
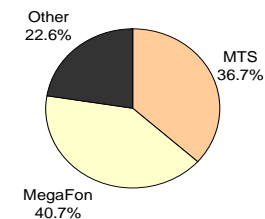
Note: Vimpelcom recorded negative net additions in April

### Regions Net Additions (Apr 2008) Regions Market Breakdown (30-Apr-08)



Note: Vimpelcom recorded negative net additions in April

### Russia Net Additions (Apr 2008) Russia Market Breakdown (30-Apr-08)



Note: Vimpelcom recorded negative net additions in April

TOP Operators		
		31.map.08
1	<b>Kyivstar</b>	23,436,000
2	<b>MTS</b>	19,459,720
3	<b>Astelit</b>	9,560,000
4	<b>Vimpelcom</b>	1,942,077

Source: Company data, ACM-Consulting estimates

Total Mobile Subscribers (SIM cards)		
		31.map.08
	<b>Total number of mobile subs in Ukraine</b>	55,039,797
	<i>Penetration Ukraine</i>	118.8%
		119.3%

Source: ACM-Consulting estimates

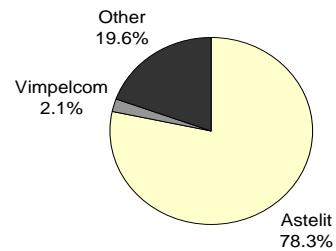
**Advanced Communications & Media**

11/2a Armyansky pereulok  
 Moscow 101960  
 Russia  
 Phone: +7 495 933-5578 / 623-5480  
 Email: ap@acm-consulting.com

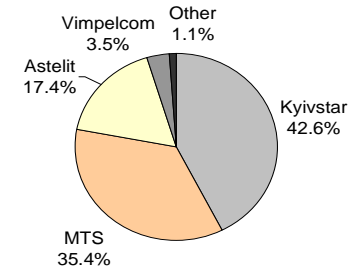


Advanced Communications & Media

**Net Additions (April 2008)**



**Market Breakdown (30-Apr-08)**



Note: Kyivstar and MTS recorded negative net additions in April



Ukraine