

TOP 10 Operators			
		31.май.08	30.апр.08
1	<b>MTS</b>	<b>90,298,635</b>	<b>89,643,499</b>
	Russia	60,859,844	60,450,108
	Moscow	14,033,299	13,972,502
	Ukraine (UMC)	19,373,961	19,459,720
	Uzbekistan (Uzdunrobita)	4,095,135	3,835,828
	Turkmenistan (Barash Communications)	519,714	499,633
	Armenia (Viva Cell)	1,455,842	1,437,206
	Unconsolidated Belarus	3,994,139	3,961,004
2	<b>Vimpelcom</b>	<b>52,785,676</b>	<b>52,332,542</b>
	Russia	42,027,899	41,912,207
	Moscow	8,273,727	8,217,305
	Kazakhstan (KaR-TeI)	4,972,773	4,856,622
	Ukraine (URS)	1,983,975	1,942,077
	Tajikistan (Tacom)	413,802	392,880
	Uzbekistan (Unitel, Buztel)	2,647,369	2,526,405
	Armenia (Armentel)	575,937	549,736
	Georgia	163,921	152,615
3	<b>MegaFon</b>	<b>38,209,542</b>	<b>37,595,939</b>
	Russia	38,051,795	37,441,036
	Moscow	6,046,797	5,919,639
	Tajikistan	157,747	154,903
4	<b>Tele2</b>	<b>9,280,000</b>	<b>9,075,000</b>
5	<b>Uralsvyazinform</b>	<b>5,367,429</b>	<b>5,295,975</b>
6	<b>Sibirtelecom</b>	<b>4,450,516</b>	<b>4,382,073</b>
7	<b>SMARTS Group</b>	<b>4,044,588</b>	<b>4,034,710</b>
8	<b>NCC (former N.Novgorod Cellular Comms)</b>	<b>2,430,000</b>	<b>2,400,000</b>
9	<b>Cellular Communications MOTIV</b>	<b>1,418,950</b>	<b>1,405,997</b>
10	<b>New Telephone Company</b>	<b>1,149,667</b>	<b>1,137,223</b>

Source: Company data, ACM-Consulting estimates

### Advanced Communications & Media

11/2a Armyansky pereulok  
Moscow 101960

Russia

Phone: +7 495 933-5578 / 623-5480

Email: ap@acm-consulting.com

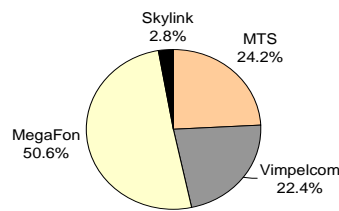


Russia

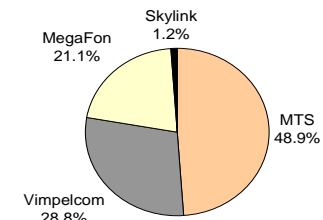


Advanced Communications & Media

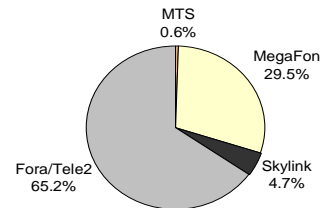
### Moscow Net Additions (May 2008)



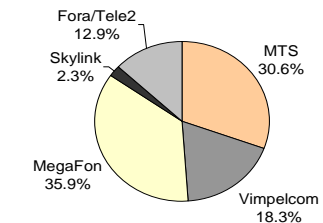
### Moscow Market Breakdown (31-May-08)



### St.Pete Net Additions (May 2008)

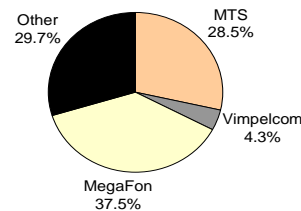


### St.Pete Market Breakdown (31-May-08)

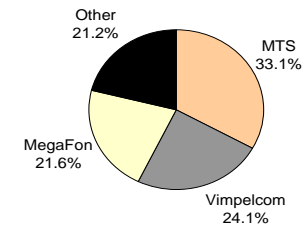


Note: Vimpelcom recorded negative net additions in May

### Regions Net Additions (May 2008)



### Regions Market Breakdown (31-May-08)



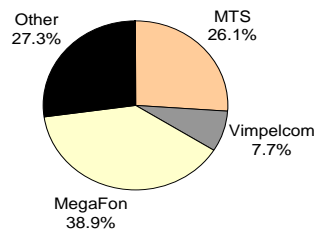
### Total Mobile Subscribers (SIM cards)

	31.май.08	30.апр.08
<b>Total number of mobile subs in Russia</b>	<b>170,900,000</b>	<b>169,330,000</b>
Penetration Russia*	117.7%	116.6%
<b>Total number of mobile subs in Moscow</b>	<b>28,688,823</b>	<b>28,437,446</b>
Penetration Moscow*	168.9%	167.4%
<b>Total number of mobile subs in St.Petersburg</b>	<b>9,513,496</b>	<b>9,429,970</b>
Penetration St.Petersburg*	150.0%	148.7%
<b>Total number of mobile subs in Regions</b>	<b>132,697,681</b>	<b>131,462,584</b>
Penetration regions*	108.9%	107.9%

\* based on official Goskomstat pops figure

Source: ACM-Consulting estimates

### Russia Net Additions (May 2008)



### Russia Market Breakdown (31-May-08)

