

TOP 10 Operators			
		31.июл.08	30.июн.08
1	MTS	91,334,634	90,970,984
	Russia	61,857,867	61,384,743
	Moscow	14,136,464	14,114,316
	Ukraine (UMC)	18,595,454	19,125,151
	Uzbekistan (Uzdunrobita)	4,609,069	4,367,908
	Turkmenistan (Barash Communications)	644,342	574,561
	Armenia (Viva Cell)	1,557,273	1,492,300
	Unconsolidated Belarus	4,070,629	4,026,321
2	Vimpelcom	55,176,957	53,676,838
	Russia	43,412,195	42,484,937
	Moscow	8,508,387	8,367,582
	Kazakhstan (KaR-Tel)	5,253,748	5,097,885
	Ukraine (URS)	2,255,769	2,081,390
	Tajikistan (Tacom)	463,021	435,321
	Uzbekistan (Unitel, Buztel)	2,886,848	2,754,203
	Armenia (Armentel)	729,391	654,505
	Georgia	175,985	168,597
3	MegaFon	39,895,397	38,864,913
	Russia	39,723,537	38,704,902
	Moscow	6,197,628	6,132,918
	Tajikistan	171,860	160,011
4	Tele2	9,670,000	9,480,000
5	Uralsvyazinform	5,449,390	5,381,992
6	Sibirtelecom	4,592,313	4,519,399
7	SMARTS Group	3,591,704	4,046,654
8	NCC (former N.Novgorod Cellular Comms)	2,475,000	2,460,000
9	Cellular Communications MOTIV	1,452,919	1,436,384
10	New Telephone Company	1,177,102	1,162,515

Source: Company data, ACM-Consulting estimates

Advanced Communications & Media

11/2a Armyansky pereulok
Moscow 101990

Russia

Phone: +7 495 933-5578 / 623-5480

Email: ap@acm-consulting.com



Russia



Advanced Communications & Media

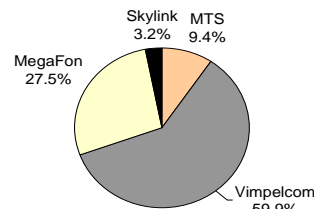
Total Mobile Subscribers (SIM cards)

	31.июл.08	30.июн.08
Total number of mobile subs in Russia	175,750,000	172,950,000
Penetration Russia*	121.1%	119.1%
Total number of mobile subs in Moscow	29,207,479	28,972,365
Penetration Moscow*	172.0%	170.6%
Total number of mobile subs in St.Petersburg	9,931,547	9,715,580
Penetration St.Petersburg*	156.6%	153.2%
Total number of mobile subs in Regions	136,610,974	134,262,055
Penetration regions*	112.1%	110.2%

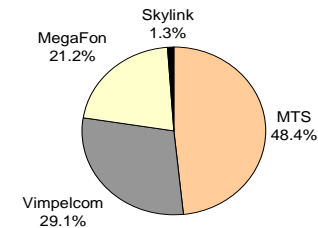
* based on official Goskomstat pops figure

Source: ACM-Consulting estimates

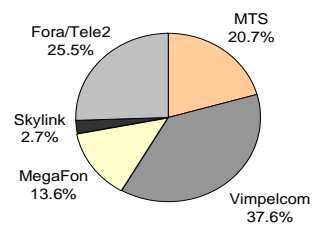
Moscow Net Additions (July 2008)



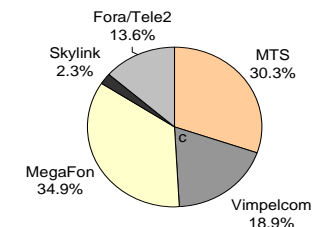
Moscow Market Breakdown (31-Jul-08)



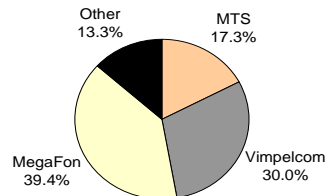
St.Pete Net Additions (July 2008)



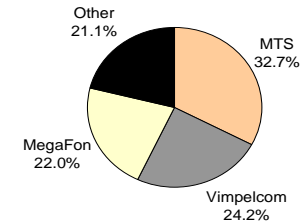
St.Pete Market Breakdown (31-Jul-08)



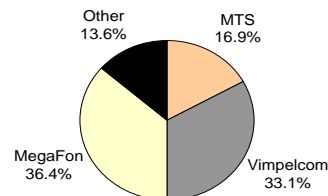
Regions Net Additions (July 2008)



Regions Market Breakdown (31-Jul-08)



Russia Net Additions (July 2008)



Russia Market Breakdown (31-Jul-08)

