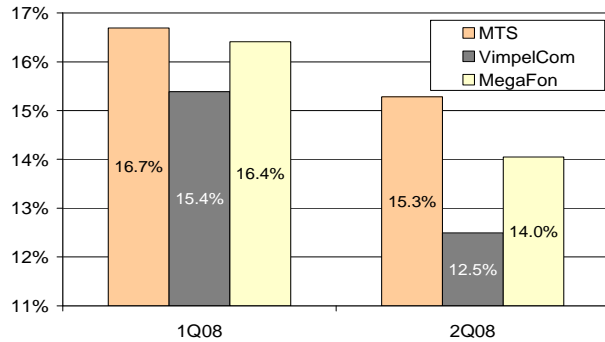


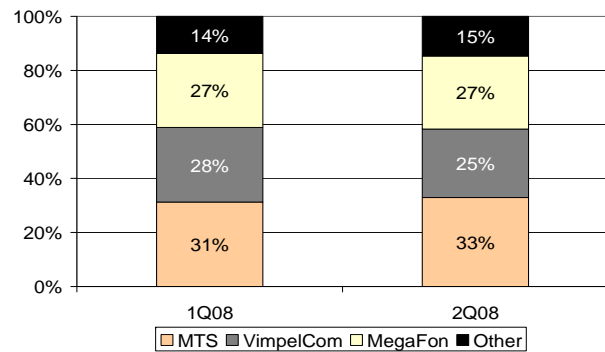
Total Russian VAS Market

	2Q08	1Q08
VAS revenues, US\$ mln (gross)	933.4	944.9
<i>Growth q-o-q</i>	-1.2%	18.1%
VAS ARPU, US\$ (gross)	1.8	1.9
<i>Growth q-o-q</i>	-4.0%	22.6%
VAS share in revenues (gross)	13.9%	15.7%

VAS Share in Revenues



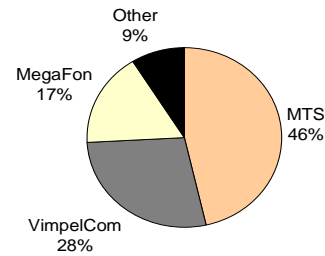
VAS Market Breakdown by Operator



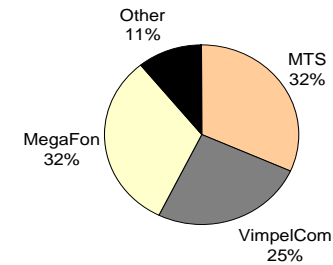
VAS Segmentation

	2Q08	1Q08
Content revenue, US\$ mln (gross)	183.9	176.1
<i>Growth q-o-q</i>	4.4%	13.3%
Data revenue, US\$ mln (gross)	220.6	228.4
<i>Growth q-o-q</i>	-3.4%	33.1%
Messaging revenue, US\$ mln (gross)	489.7	502.0
<i>Growth q-o-q</i>	-2.5%	15.4%
Other VAS revenue, US\$ mln (gross)	39.2	38.4
<i>Growth q-o-q</i>	2.1%	0.0%

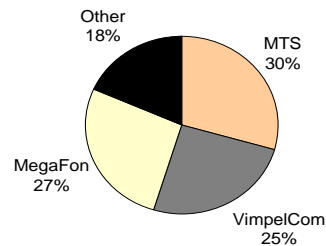
Content Market Breakdown (2Q08)



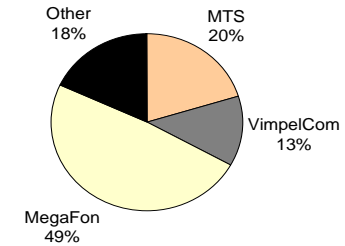
Data Market Breakdown (2Q08)



Messaging Market Breakdown (2Q08)



Other VAS Market Breakdown (2Q08)



Advanced Communications & Media

11/2a Armyansky pereulok
Moscow 101990
Russia
Phone: +7 495 933-5578 / 623-5480
Email: info@acm-consulting.com



Russia



Advanced Communications & Media

SOURCE: Company data, ACM-Consulting estimates