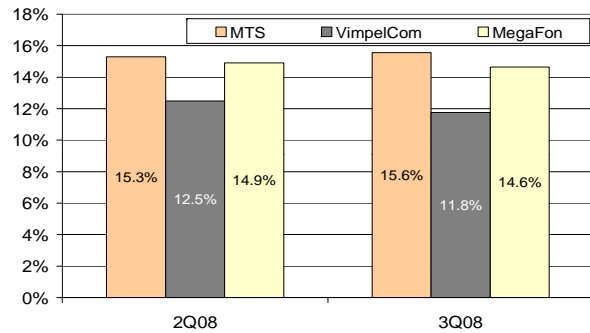


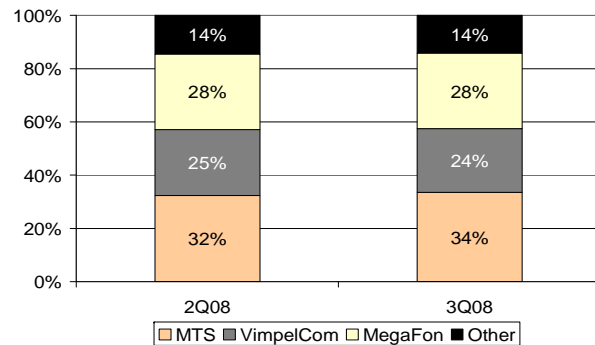
Total Russian VAS Market

	3Q08	2Q08
VAS revenues, US\$ mln (gross)	1,006.0	951.4
<i>Growth q-o-q</i>	5.7%	0.5%
VAS ARPU, US\$ (gross)	1.9	1.9
<i>Growth q-o-q</i>	0.0%	0.0%
VAS share in revenues (gross)	14.0%	14.2%

VAS Share in Revenues



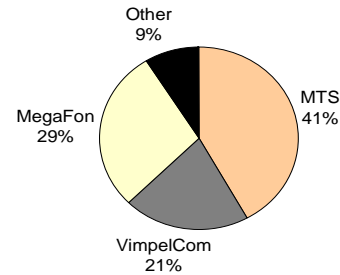
VAS Market Breakdown by Operator



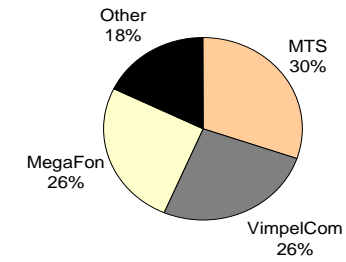
VAS Segmentation

	3Q08	2Q08
Content revenue, US\$ mln (gross)	228.3	220.0
<i>Growth q-o-q</i>	3.8%	25.1%
Data revenue, US\$ mln (gross)	240.0	218.7
<i>Growth q-o-q</i>	9.7%	-4.0%
Messaging revenue, US\$ mln (gross)	497.0	480.5
<i>Growth q-o-q</i>	3.4%	-5.1%
Other VAS revenue, US\$ mln (gross)	40.7	32.1
<i>Growth q-o-q</i>	26.8%	-13.3%

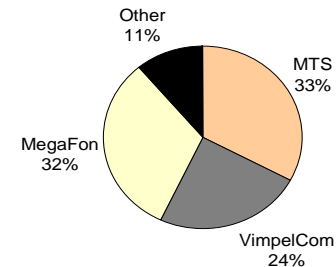
Content Market Breakdown (3Q08)



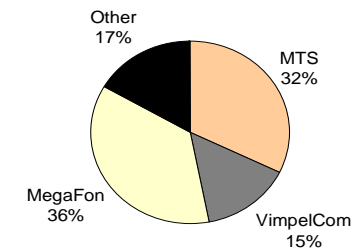
Messaging Market Breakdown (3Q08)



Data Market Breakdown (3Q08)



Other VAS Market Breakdown (3Q08)



Advanced Communications & Media

11/2a Armyansky pereulok
Moscow 101990
Russia
Phone: +7 495 933-5578 / 623-5480
Email: info@acm-consulting.com



Russia



Advanced Communications & Media

SOURCE: Company data, ACM-Consulting estimates