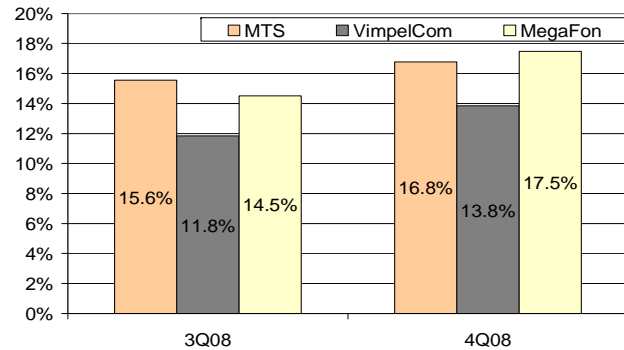


### Total Russian VAS Market

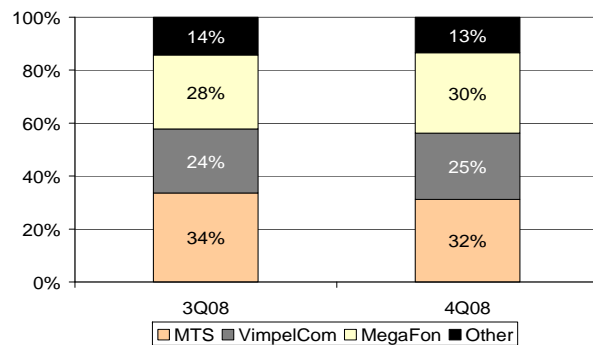
	4Q08	3Q08
<b>VAS revenues, US\$ mln (gross)</b>	<b>994.7</b>	<b>1 006.0</b>
<i>Growth q-o-q</i>	-1.1%	5.7%
<b>VAS ARPU, US\$ (gross)</b>	<b>1.8</b>	<b>1.9</b>
<i>Growth q-o-q</i>	-4.7%	0.0%
<b>VAS share in revenues (gross)</b>	<b>15.8%</b>	<b>14.0%</b>

-1.1%

### VAS Share in Revenues



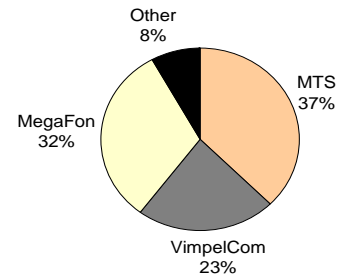
### VAS Market Breakdown by Operator



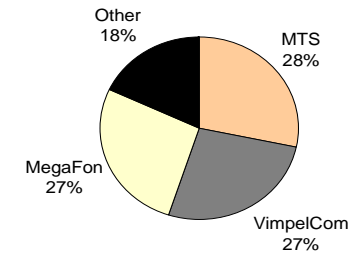
### VAS Segmentation

	4Q08	3Q08
<b>Content revenue, US\$ mln (gross)</b>	<b>254.9</b>	<b>228.3</b>
<i>Growth q-o-q</i>	11.7%	3.8%
<b>Data revenue, US\$ mln (gross)</b>	<b>243.4</b>	<b>240.0</b>
<i>Growth q-o-q</i>	1.4%	9.7%
<b>Messaging revenue, US\$ mln (gross)</b>	<b>461.6</b>	<b>497.0</b>
<i>Growth q-o-q</i>	-7.7%	3.4%
<b>Other VAS revenue, US\$ mln (gross)</b>	<b>34.8</b>	<b>40.7</b>
<i>Growth q-o-q</i>	-17.0%	26.8%

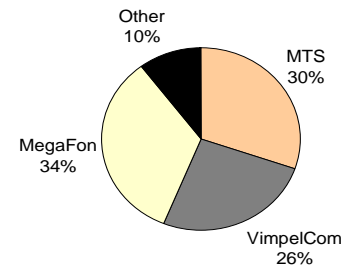
### Content Market Breakdown (4Q08)



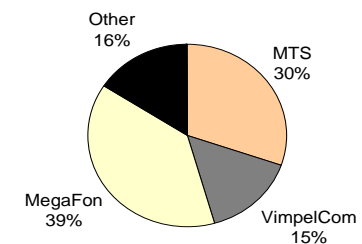
### Messaging Market Breakdown (4Q08)



### Data Market Breakdown (4Q08)



### Other VAS Market Breakdown (4Q08)



### Advanced Communications & Media

11/2a Armyansky pereulok  
Moscow 101990  
Russia  
Phone: +7 495 933-5578 / 623-5480  
Email: info@acm-consulting.com



Advanced Communications & Media



Russia

SOURCE: Company data, ACM-Consulting estimates