

Residential Broadband: Russia

Top 10 Operators

#	Operator	Mar-09	Apr-09
1	Comstar	1 105 000	1 113 000
2	Vimpelcom	849 700	871 400
3	Volgatelecom	766 000	772 000
4	Centertelecom	750 000	760 000
5	North-West Telecom	660 000	675 600
6	ER-Telecom	635 000	640 000
7	AKADO	613 000	620 000
8	Uralsvyazinform	550 000	560 000
9	Sibirtelecom	409 000	423 000
10	Southern Telecom Co	383 000	395 000

Top 5 Moscow Market

#	Operator	Mar-09	Apr-09
1	Comstar	795 000	798 000
3	Vimpelcom	568 400	573 250
2	AKADO	565 000	570 000
4	NetByNet	212 000	215 000
5	qwerty	162 000	165 000

Top 3 St Petersburg Market

#	Operator	Mar-09	Apr-09
1	North-West Telecom	297 100	296 150
2	InterZet	122 000	123 500
3	NTC	123 000	121 500

Total Residential BB Subscribers

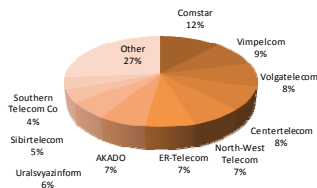
#	Operator	Mar-09	Apr-09
1	Russia	9 135 000	9 280 000
2	Moscow	2 724 000	2 765 000
3	St Petersburg	936 000	943 000

Advanced Communications & Media
 11/2a Armyansky pereulok
 Moscow 101990
 Russia
 Phone: +7 495 933-5578 / 623-5480
 Email: shatikov@acm-consulting.com

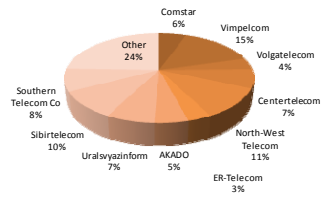


Russia

Market shares

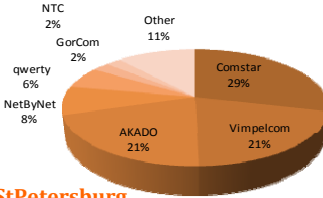


Net Additions

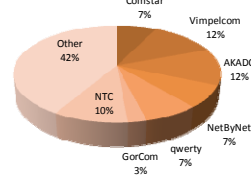


Moscow

Market shares

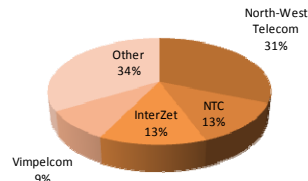


Net Additions



St Petersburg

Market shares



Net Additions

