

TOP 10 Operators			
		31.июл.09	30.июн.09
1	MTS	100 154 836	99 513 501
	Russia	67 933 662	67 422 678
	Moscow	14 851 352	15 355 565
	Ukraine (UMC)	17 792 321	17 781 297
	Uzbekistan (Uzdunrobita)	6 554 588	6 527 311
	Turkmenistan (Barash Communications)	1 326 419	1 252 670
	Armenia (Viva Cell)	2 043 479	2 045 636
	Unconsolidated Belarus	4 504 367	4 483 909
2	Vimpelcom	64 387 656	63 597 224
	Russia	50 569 731	49 971 121
	Moscow	10 586 717	10 525 397
	Kazakhstan (KaR-Tel)	6 717 316	6 634 960
	Ukraine (URS)	2 056 105	1 933 925
	Tajikistan (Tacom)	689 661	677 088
	Uzbekistan (Unitel, Buztel)	3 552 955	3 604 599
	Armenia (Armentel)	485 854	486 339
	Georgia	316 034	289 192
3	MegaFon	46 597 401	45 594 153
	Russia	46 354 788	45 360 791
	Moscow	6 900 025	6 895 662
	Tajikistan	242 613	233 362
4	Tele2	12 400 000	12 381 000
5	Uralsvyazinform	5 779 012	6 001 373
6	Sibirtelecom	5 283 889	5 209 029
7	SMARTS Group	3 504 735	3 502 066
8	NCC (former N.Novgorod Cellular Comms)	2 705 000	2 692 150
9	Cellular Communications MOTIV	1 529 401	1 516 711
10	New Telephone Company	1 294 325	1 282 952

Source: Company data, ACM-Consulting estimates

Advanced Communications & Media

11/2a Armyansky pereulok

Moscow 101990

Russia

Phone: +7 495 933-5578 / 623-5480

Email: ap@acm-consulting.com



Russia



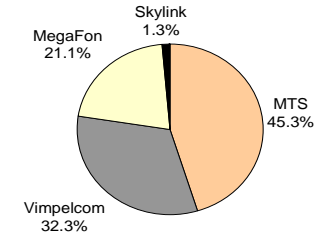
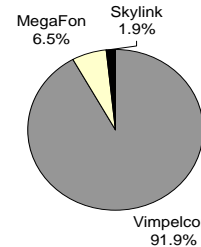
Advanced Communications & Media

Total Mobile Subscribers (SIM cards)		
	31.июл.09	30.июн.09
Total number of mobile subs in Russia	199 870 000	197 841 000
Penetration Russia*	137,7%	136,3%
Total number of mobile subs in Moscow	32 773 094	33 210 579
Penetration Moscow*	193,0%	195,5%
Total number of mobile subs in St.Petersburg	11 531 142	11 311 003
Penetration St.Petersburg*	181,9%	178,4%
Total number of mobile subs in Regions	155 565 764	153 319 418
Penetration regions*	127,7%	125,8%

* based on official Goskomstat pops figure

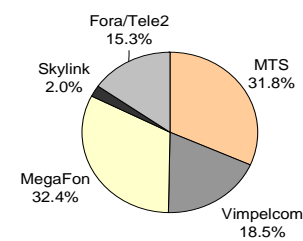
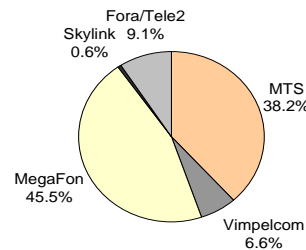
Source: ACM-Consulting estimates

Moscow Net Additions (July 2009) Moscow Market Breakdown (31-Jul-09)

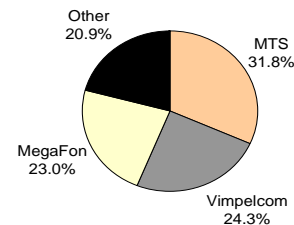
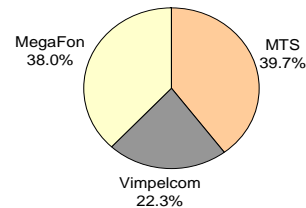


Note: MTS recorded negative net additions in July

St.Pete Net Additions (July 2009) St.Pete Market Breakdown (31-Jul-09)

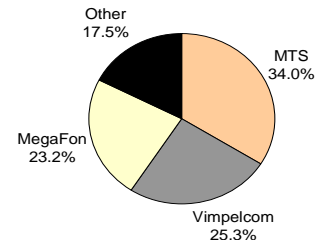
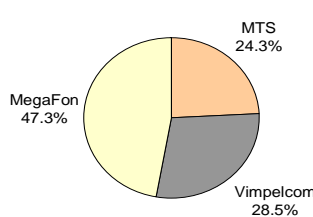


Regions Net Additions (July 2009) Regions Market Breakdown (31-Jul-09)



Note: "Other" recorded negative net additions in July due to decrease in subs by Uralsvyazinform

Russia Net Additions (July 2009) Russia Market Breakdown (31-Jul-09)



Note: "Other" recorded negative net additions in July due to decrease in subs by Uralsvyazinform