

TOP 10 Operators			
		31.авг.09	31.июл.09
1	MTS	100 668 990	100 154 836
	Russia	68 258 619	67 933 662
	Moscow	14 342 386	14 851 352
	Ukraine (UMC)	17 773 407	17 792 321
	Uzbekistan (Uzdunrobita)	6 672 547	6 554 588
	Turkmenistan (Barash Communications)	1 409 353	1 326 419
	Armenia (Viva Cell)	2 054 402	2 043 479
	Unconsolidated Belarus	4 500 662	4 504 367
2	Vimpelcom	64 967 628	64 387 656
	Russia	50 867 203	50 569 731
	Moscow	10 768 081	10 586 717
	Kazakhstan (KaR-Tel)	6 796 224	6 717 316
	Ukraine (URS)	2 178 230	2 056 105
	Tajikistan (Tacom)	697 200	689 661
	Uzbekistan (Unitel, Buztel)	3 606 733	3 552 955
	Armenia (Armentel)	492 677	485 854
	Georgia	329 361	316 034
3	MegaFon	47 555 045	46 597 401
	Russia	47 300 292	46 354 788
	Moscow	7 015 573	6 900 025
	Tajikistan	254 753	242 613
4	Tele2	12 750 000	12 400 000
5	Uralsvyazinform	5 800 000	5 779 012
6	Sibirtelecom	5 332 334	5 283 889
7	SMARTS Group	3 502 751	3 504 735
8	NCC (former N.Novgorod Cellular Comms)	2 715 000	2 705 000
9	Cellular Communications MOTIV	1 556 285	1 529 401
10	New Telephone Company	1 304 919	1 294 325

Source: Company data, ACM-Consulting estimates

Advanced Communications & Media

11/2a Armyansky pereulok

Moscow 101990

Russia

Phone: +7 495 933-5578 / 623-5480

Email: ap@acm-consulting.com



Russia



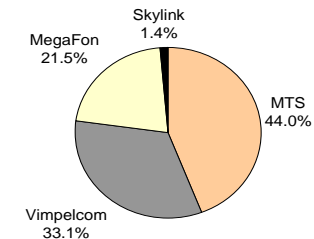
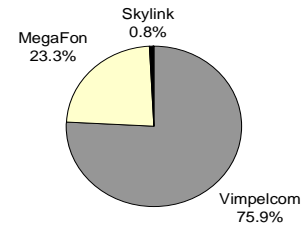
Advanced Communications & Media

Total Mobile Subscribers (SIM cards)			
		31.авг.09	31.июл.09
Total number of mobile subs in Russia			
		201 870 000	199 870 000
	Penetration Russia*	139,0%	137,7%
Total number of mobile subs in Moscow			
		32 563 040	32 773 094
	Penetration Moscow*	191,7%	193,0%
Total number of mobile subs in St.Petersburg			
		11 694 756	11 531 142
	Penetration St.Petersburg*	184,4%	181,9%
Total number of mobile subs in Regions			
		157 612 204	155 565 764
	Penetration regions*	129,3%	127,7%

* based on official Goskomstat pops figure

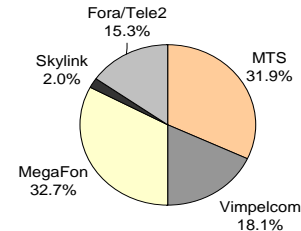
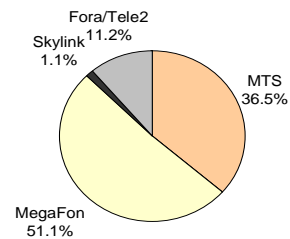
Source: ACM-Consulting estimates

Moscow Net Additions (August 2009) Moscow Market Breakdown (31-Aug-09)



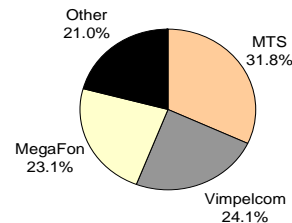
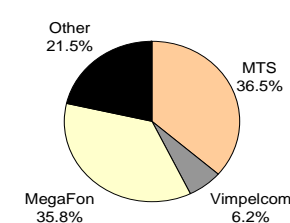
Note: MTS recorded negative net additions in August

St.Pete Net Additions (August 2009) St.Pete Market Breakdown (31-Aug-09)



Note: Vimpelcom recorded negative net additions in August

Regions Net Additions (August 2009) Regions Market Breakdown (31-Aug-09)



Russia Net Additions (August 2009) Russia Market Breakdown (31-Aug-09)

